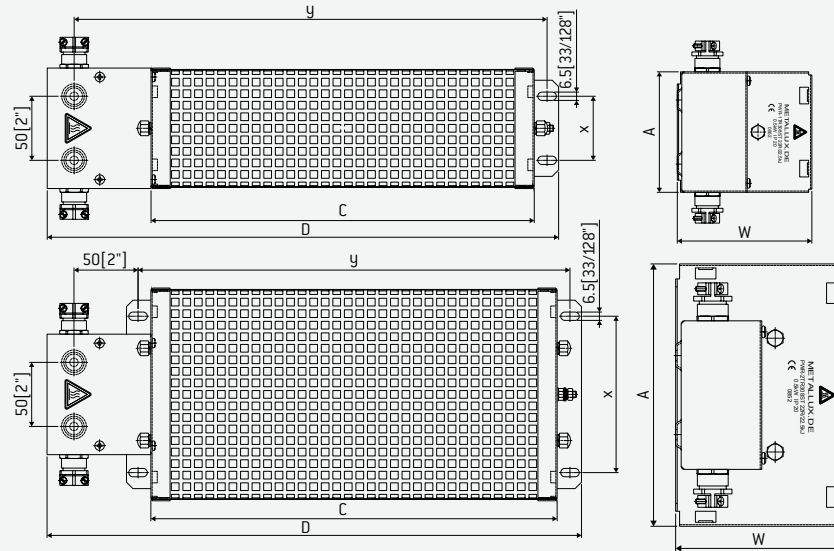


# PWR-X WIRE AND TUBE RESISTOR IN STAINLESS STEEL CASING IP 20



The resistor series PWR-X is a ready-to-install combination of tube resistors. Depending on the casing size and the installed tube resistor, a performance range from 400 W to 6 kW is covered. The type series are characterised by high flexibility and enable various individual solutions. As an option, we offer the matching temperature switch for each performance class.



## TYPE SELECTION AND DIMENSIONS

Type	PN @25°C	Resistance value	W <sub>ad</sub>	Surface temperature	A x B x C, D	x / y	Weight
PWR-					mm	mm	g
-1TR 307S (T)	400 W	5 R...100 R*	8 kJ*	max. 80°C	94 x 105 x 275, 375	50/345	1900
-1TR 308S (T)	500 W	5 R...100 R*	10 kJ*	max. 80°C	94 x 105 x 335, 435	50 / 405	2100
-2TR 307S (T)	800 W	5 R...100 R*	16 kJ*	max. 80°C	166 x 105 x 275, 375	122/295	2800
-2TR 308S (T)	1000 W	5 R...100 R*	20 kJ*	max. 80°C	166 x 105 x 335, 435	122/355	3100
-4TR 307S (T)	1600 W	5 R...100 R*	32 kJ*	max. 80°C	166 x 177 x 275, 375	122/295	4600
-4TR 308S (T)	2000 W	5 R...100 R*	40 kJ*	max. 80°C	166 x 177 x 335, 435	122/355	5200
-6TR 308S (T)	3000 W	5 R...100 R*	60 kJ*	max. 80°C	238 x 177 x 335, 435	194/355	7100

## SAMPLE ORDER

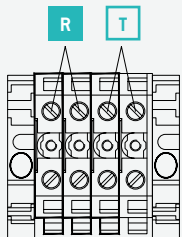
PWR-1TR308S 50 R 10%

**Degree of protection** IP 20

**Storage temperature** -40°C to +60°C

## CONNECTION TERMINAL

Weidmüller terminal SAK 6 800V 41A 0.5 – 6 mm<sup>2</sup>  
R – resistor, T – temperature switch



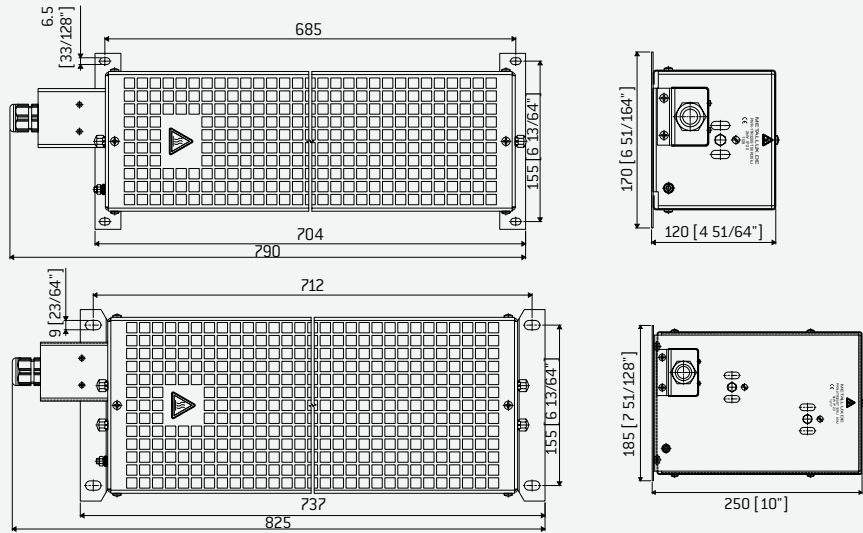
## PARAMETER

<b>Tolerance</b>	± 10%
<b>Temperature coefficient TC</b>	≤ ± 150 ppm/K
<b>Test voltage against holder</b>	1500 V <sub>≅</sub>

# PWR-X WIRE AND TUBE RESISTOR IN STAINLESS STEEL CASING IP 20 (2)



The resistor series PWR-X is a ready-to-install combination of tube resistors. Depending on the casing size and the installed tube resistor, a performance range from 400 W to 6 KW is covered. The type series are characterised by high flexibility and enable various individual solutions. As an option, we offer the matching temperature switch for each performance class.



## TYPE SELECTION AND DIMENSIONS

Type	PN @25°C	Resistance value	W <sub>ad</sub>	Surface temperature	A x B x C, D	x / y	Weight
PWR-					mm	mm	g
-1TR 320S	2000 W	5 R...100 R *	40 kJ*	max. 250°C	170 x 120 x 704, 790	155/685	5500
-2TR 320S	5000 W	5 R...100 R *	80 kJ*	max. 250°C	185 x 250 x 737, 825	155/712	11000
-3TR 320S	6000 W	5 R...100 R *	120 kJ*	max. 250°C	327 x 230 x 737, 847	300/712	13200

## SAMPLE ORDER

PWR-1TR308S 50 R 10%

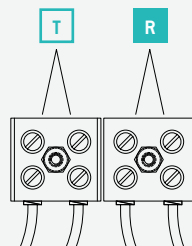
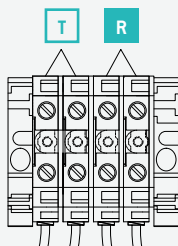
**Degree of protection** IP 20

**Storage temperature** -40°C to +60°C

## CONNECTION TERMINAL

Weidmüller terminal  
SAK 6 800V 41A 0.5 - 6mm<sup>2</sup>  
R – resistor, T – temperature switch

Ceramic terminals



## PARAMETER

**Tolerance** ± 10%

**Temperature coefficient TC** ≤ ± 150 ppm/K

**Test voltage against holder** 1500 V ≅